





VisiCom Programmable Feature Summary

| Menu Option Number | | Feature | Description | Display Icons | Available Settings | Default Setting |
|--------------------|-----|------------------------------|---|---------------|----------------------|-----------------|
| STD | PRO | | | | | |
| 1 | 1 | System Address | Communications channel number | | Numbers 0 through 15 | 0 |
| 2 | 2 | Repeater Mode | Retransmission of all received messages | ↑ | Enable repeater | ↓ |
| | | | | ↓ | Disable repeater | |
| 3 | 3 | All Chimes Mode | Turns Chimes on or off | ↑ | Chimes on | ↑ |
| | | | | ↓ | Chimes off | |
| 4 | 4 | Priority Rechime Enable | Repeat chime tone each time a priority message is displayed | ↑ | Rechime on | ↑ |
| | | | | ↓ | Rechime off | |
| 5 | | Numeric Room Codes | Select room codes from A to Z or 1 to 26 (Standard units only) | ↑ | Room=number | ↓ |
| | | | | ↓ | Room=letter | |
| | 5 | Reply Rechime Mode | Rechime each time a "replied-to" message is redisplayed (Pro only) | ↑ | Rechime on | ↓ |
| | | | | ↓ | Rechime off | |
| 6 | 6 | Restricted Message Scrolling | In restricted mode, message scrolling control | ↑ | Show all msgs | ↑ |
| | | | | ↓ | Show earliest | |
| 7 | 7 | Message Sort Mode | Sort messages display sequence | ↑ | Sort by staff # | ↑ |
| | | | | ↓ | Display as recvd | |
| 8 | 8 | System Chimes Selection | Choose chime setting that applies to all person codes | | Numbers 0, 1, or 2 | 2 |
| 9 | 9 | Priority Display Mode | Show Priority (2-press) messages at the start of each display sequence | ↑ | Show prities first | ↑ |
| | | | | ↓ | Show earliest | |
| 10 | 10 | Next Button Mode | Configure Next button to display either from start or from next message in list | ↑ | From start | ↓ |
| | | | | ↓ | From next | |
| 11 | 11 | Address Verification Mode | Verify system address on incoming messages before accepting messages | ↑ | Verify Address | ↓ |
| | | | | ↓ | Ignore Address | |
| | 12 | Chaser Mode | Use rapid LED scan flash to indicate received messages for non-restrictiee | ↑ | Enable Scan | ↑ |
| | | | | ↓ | Disable Scan | |
| 12 | 13 | Personal Chime Selections | Choose individual chime settings that apply to each person code | | Numbers 0, 1, or 2 | ALL: 2 |
| 13 | 14 | Restricted Display Mode | Select one (and only one) staff member for display and chime messages | 🔒 | Select one | 🔒 |
| | | | | 🔓 | Show all | |

VisiCom Pro menu option number
 VisiCom Transceiver, Reception Transceiver and
 Extended Transceiver menu option number